



MF Flue System

Twin wall insulated system chimney
and connecting flue pipe

SCHIEDEL

System Description

MF system is a modular twin wall insulated flue/chimney system, made of stainless steel, incorporating a lip seal gasket.

MF is a universal flue/chimney system which is suitable for both high and low temperatures, non-condensing and condensing applications with flue gasses under positive and negative pressure. It is soot fire resistant, therefore the system is suited for a wide range of applications such as boilers, stoves and ovens. The product range also contains a wide variety of silencers.

For Passive houses the assortment provides the Iso-block which can be combined with MF. The system can also be used for CHP applications, in which case a special VITON® sealing ring is used.

Due to its proven quality **MF** has a 10 year guarantee.

Applications

- Atmospheric gas-fired boilers
- Condensing boilers
- Wood-fired stoves
- Industrial ovens

Advantages

- Universal chimney/flue system
- Inner- and outer wall from high grade stainless steel
- No thermal bridges, uninterrupted insulation from start through to terminal
- Allows free thermal expansion
- Fast-build system without the need of sealant
- Compatible with ME & UE
- High density and high quality insulation
- Incorporates a lip seal gasket
- Lightweight elements
- Soot fire resistant

Technical characteristics

Technical characteristics		
Application	System Chimney/Connecting Flue Pipe	
Operating mode	Dry/Wet	
Pressure	N1/P1/H1	
Max. working pressure	5000 Pa	
Max. operating temperature	450°C (negative pressure - N1 applications) 200°C (positive pressure - P1/H1 applications)	
Soot Fire Resistant*	Yes (see G designations below) No (see O designations below)	
Inner wall	material	AISI 316L/EN 1.4404
	thickness	Ø100 - Ø250: 0,4, Ø300 - Ø400: 0,5 Ø450 - Ø700: 0,6, Ø800 - Ø1000: 0,8
Outer wall	material	AISI 304/EN 1.4301
	thickness	Ø100 - Ø250: 0,4, Ø300 - Ø400: 0,5 Ø450 - Ø700: 0,6, Ø800 - Ø1000: 0,8
Insulation	type	Mineral wool
	thickness	Ø100 - 400: 25 mm Ø450 - 600: 37.5 mm Ø700 - 1000: 50 mm
Fuel type	Oil/wood/coal/wood pellets/gas	
Sealant	Elastomer (where flue gas temperatures exceed 200°C, sealants as well as the cap and door seals have to be removed before installation)	

Chimney diameter																
Inner diameter (mm)	100	130	150	180	200	250	300	350	400	450	500	600	700*	800*	900*	1000*
Outer diameter (mm)	150	180	200	230	250	300	350	400	450	525	575	675	800	900	1000	1100
Cross section (cm ²)	79	133	177	254	314	488	706	962	1256	1590	1963	2826	3848	5027	6362	7854
Weight (±kg/m)	6	7	8	9	10	12	16	19	21	26	28	34	44	58	65	72
CE approved*																
EN 1856-1: T200 P1/H1 W V2 L50040 O10																
T450 N1 W V2 L50040 G60, T450 N1 D V3 L50040 G60 (Scenario 1: Combustible Floor & Combustible Enclosure)																
T450 N1 W V2 L50040 G60, T450 N1 D V3 L50040 G50 (Scenario 2: Non combustible Floor and Non Combustible enclosure, or in Free Air)																
EN 1856-2: T200 P1/H1 W V2 L50040 O10 M																
T450 N1 W V2 L50040 O40 M, T450 N1 D V3 L50040 G70 M																
* Above CE designations refer to Ø100-300 - For larger diameters refer to Schiedel Metaloterm website.																

Installation Guidelines

- A. Maximum height above Tee piece when chimney is supported by a wall support at the base.
- B. Maximum height that can be borne by wall support.
- C. Maximum distance between lateral supports i.e. wall bands and wall supports.
- D. Maximum allowable free standing height above last support.

For non-vertical parts of flue system the maximum distance between two wall bands i.e. brackets is 2,5* m (*Ø 450-600 = 3,5 m)

In case of a condensing application a slope of 3° is required on horizontal systems to allow condensate to run off.

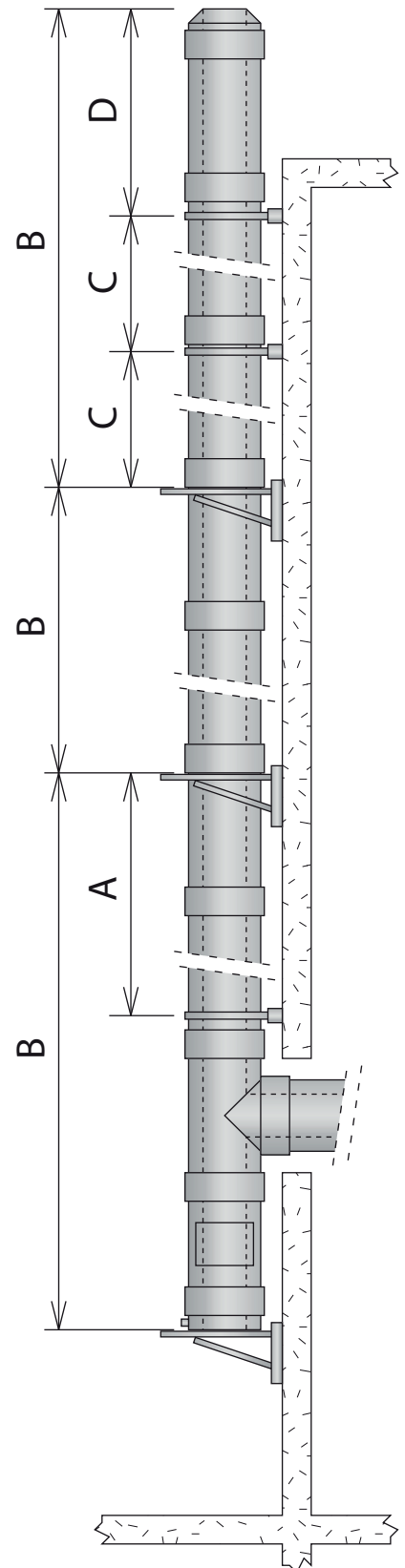
Important: the product with the lowest load bearing capacity determines the maximum supported height.

The clearance to combustible materials, as indicated in the CE-designation, applies to flues with a nominal diameter up to and including 300 mm. Regarding flues with a larger nominal diameter, the clearance must be multiplied by a factor: Ø 350 - Ø 450 x 1,5, Ø 500 - Ø 600 x 2, > Ø 700 x 4.

Mounting heights and distances														
Ø (mm)	100	130	150	180	200	250	300	350	400	450	500	600		
A (m)	MFT 45	30	30	25	20	20	17	10	10	9	9	8	8	
	MFT 87	30	30	30	25	25	20	15	15	12	11	10	9	
	MFT 90	30	30	30	25	25	20	15	15	12	11	10	9	
	MFI	30	30	30	25	25	20	15	15	12	11	10	9	
	MFTI	30	30	25	20	20	17	10	10	9	9	8	8	
	MFTR	30	30	30	25	25	20	15	15	12	11	10	9	
	MFTRS	30	30	30	25	25	20	15	15	12	11	10	9	
	MFNL	30	30	30	25	25	20	15	15	12	11	10	9	
	B (m)	MFOL 1/2	10	10	10	10	10	10	-	-	-	-	-	-
		MFOH 2/4	40	40	40	35	35	25	20	17	17	12	12	10
MFSA		5	5	5	5	5	5	5	5	5	5	5	5	
MFAP0		40	40	40	35	35	25	20	17	17	12	12	10	
MFAPU		40	40	40	35	35	25	20	17	17	12	12	10	
MFBS		40	40	40	35	35	25	20	17	17	12	12	10	
MFMO		10	10	10	10	10	10	8	6	4	2	2	2	
MFDQ		3	3	3	3	3	3	3	3	3	-	-	-	
MFTS		-	-	-	-	-	-	-	-	-	-	-	-	
C (m)		MFDQ	4	4	4	4	4	4	4	4	4	4	4	4
	MFMB	4	4	4	4	4	4	4	4	4	4	4	4	
	MFMBV	4	4	4	4	4	4	4	4	4	4	4	4	
	MFMBAH	3	3	3	3	3	3	3	3	3	3	3	3	
	MFMO	4	4	4	4	4	4	4	4	4	4	4	4	
	MFVQ	4	4	4	4	4	4	4	4	4	4	4	4	
D (m)	MFMB	2	2	2	2	2	2	2	2	2	2	2	2	
	MFMB + MFSK*	2.5	2.5	2.5	2.5	2.5	2.5	2.5	2.5	2.5	2.5	2.5	2.5	
	MFMBV	2	2	2	2	2	2	2	2	2	2	2	2	
	MFMBV + MFSK*	3	3	3	3	3	3	3	3	3	3	3	3	
	MFDQ	2	2	2	2	2	2	2	2	2	2	2	2	
	MFMO	2	2	2	2	2	2	2	2	2	2	2	2	
	MFBT**	3	3	3	3	3	3	3	3	3	3	3	3	

* Provided that the joints above and below the last connection point are reinforced with structural locking band (MFSK).

** The construction height B becomes 30% lower, when making use of guy wire brackets (MFBT). Guy-wires are to be fixed at an angle of 45 degrees, at 2/3 of the free standing height. All joints above the last connection point and the joint directly below the last connection point have to be reinforced with a structural locking band (MFSK).



Design-chimneys

Since 2014, we have been providing Design-chimneys in our product groups AT, MF, EN, US and UE. Design give you an outer wall that is completely smooth in appearance, with no locking bands required at no extra cost!


Design components have the best possible aesthetics in the living room. They must only be used in the vertical and where their weight can be supported from the top of the appliance.



COLOUR RANGE




- Matt Black
- Heat resistant stove paint
- Ontop code 910



- Matt Grey
- Heat resistant stove paint
- Ontop code 970



- Olive black half shine
- Powder coated
- Cewetherm 300



- Matt Anthracite
- Heat resistant stove paint
- Ontop code 930

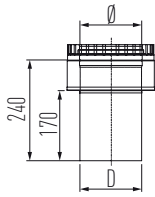


- Grey satin finish (for AI and MF)
- Powder coated
- RAUZI

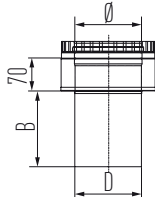
Other colours on request:

- RAL-code
- Powder coating | wet paint

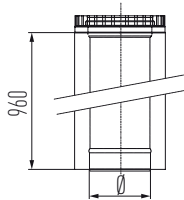
Design Components



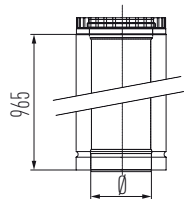
Adaptor							Old Code MFDA	
Ø	100	130	150	180	200	250	300	
D	99	129	149	179	199	249	299	
SAP Code	162186	162187	162188	162189	162190	162191	162192	



Reducing Adaptor							Old Code MFDA 00		
Ø	100	130	150	180	200	250	300		
D	to be specified on order								
B	to be specified on order								
SAP Code	162193	162194	162195	162196	162197	162198	162199		

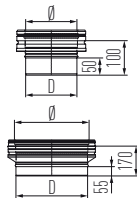


Length 100 cm							Old Code MFD 100	
Ø	100	130	150	180	200	250	300	
Length mm	100	100	100	100	100	100	100	
SAP Code	162179	162180	162181	162182	162183	162184	162185	

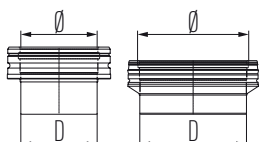


Changeover Pipe from MF Design to MF							Old Code MFDO	
Ø	100	130	150	180	200	250	300	
SAP Code	162223	162224	162225	162226	162227	162228	162229	

Starting Components / Adaptors

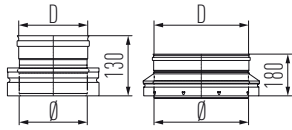


Adaptor ME to MF										Old Code MFA			
Ø	100	130	150	180	200	250	300	350	400	450	500	600	
D	100	130	150	180	200	250	300	350	400	450	500	600	
SAP Code	161973	161974	161975	161976	161977	161978	161979	161980	161981	161982	161983	161984	

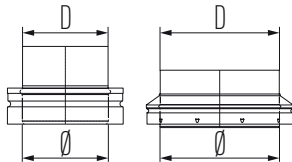


Increasing Adaptor ME to MF										Old Code MFA 00			
Ø	100	130	150	180	200	250	300	350	400	450	500	600	
D	to be specified on order												
SAP Code	COA	COA	COA	COA	COA	COA	COA	COA	COA	COA	COA	COA	COA

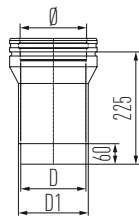
Starting Components / Adaptors



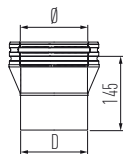
Adaptor MF to ME											Old Code MFAC		
Ø	100	130	150	180	200	250	300	350	400	450	500	600	
D	102	130	152	182	202	252	302	352	402	452	502	602	
SAP Code	161987	161988	161989	161990	161991	161992	161993	161994	161995	161996	161997	161998	



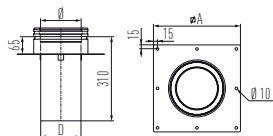
Increasing Adaptor MF to ME											Old Code MFAC 00		
Ø	100	130	150	180	200	250	300	350	400	450	500	600	
D	to be specified on order												
SAP Code	COA	COA	COA	COA	COA	COA	COA	COA	COA	COA	COA	COA	



Sleeved Adaptor from SW to MF				Old Code MFADD			
Ø	130			150			180
D	129			149			179
D1	151			171			201
SAP Code	161005			162006			162007

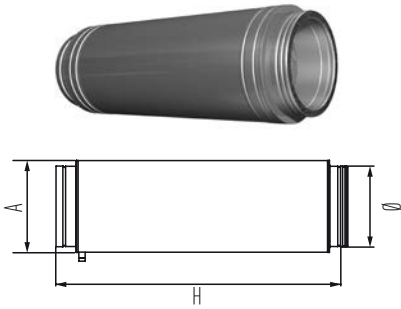


Tapered Plain End Adaptor						Old Code MFAGT	
Ø	100	130	150	180	200	250	
D	99	129	149	179	199	249	
SAP Code	162020	162021	162022	162023	162024	162025	

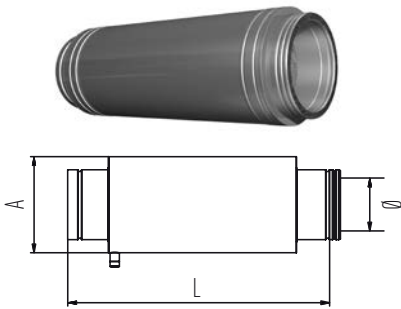


Anchor Plate								Old Code MFSA	
Ø	130	150	180	200	250	300	350	400	
A	320	320	350	370	450	500	550	600	
D	127	147	177	197	247	297	347	397	
SAP Code	162652	162653	162654	162655	162656	162657	162658	162659	

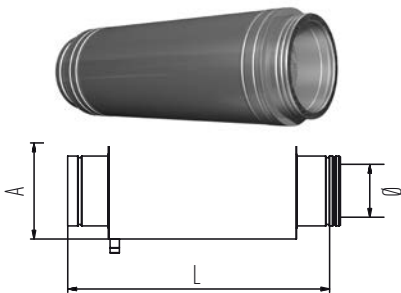
Silencers



Absorption Silencer											Old Code MFSIA		
Ø	100	130	150	180	200	250	300	350	400	450	500	600	
H	620	620	620	800	800	800	1160				on request		
A	200	230	250	280	300	350	400				on request		
kg	5	6	6.5	9	10	12	20	22	25	28	30	35	
SAP Code	162661	162662	162663	162664	162665	162666	162667	162668	162669	162670	162671	162672	

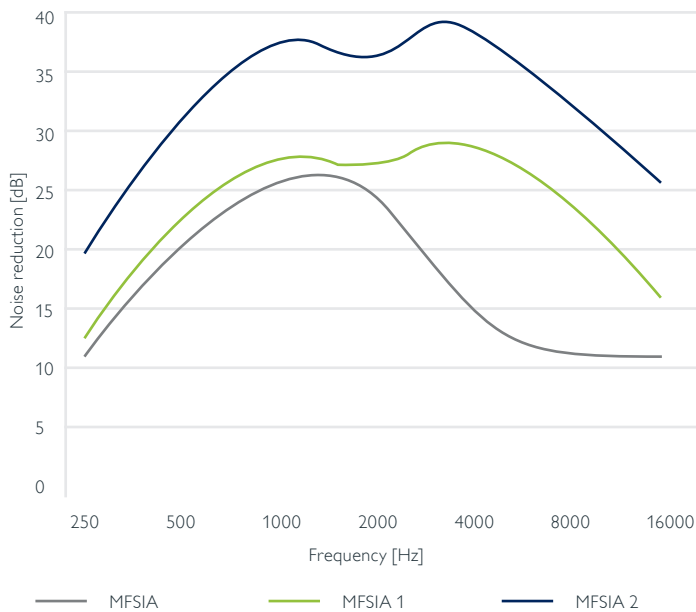


Absorption Silencer 25 dB											Old Code MFSIA 1		
Ø	100	130	150	180	200	250	300	350	400	450	500	600	
L	600	750	750	1000	1250	1250	175	1750	1750	2000	2000	2000	
A	225	255	275	305	325	375	425	475	525	575	625	725	
kg	8	10	11	15	20	24	49	55	60	79	86	100	
SAP Code	162673	162674	162675	162676	162677	162678	162679	162680	162681	162682	162683	162684	

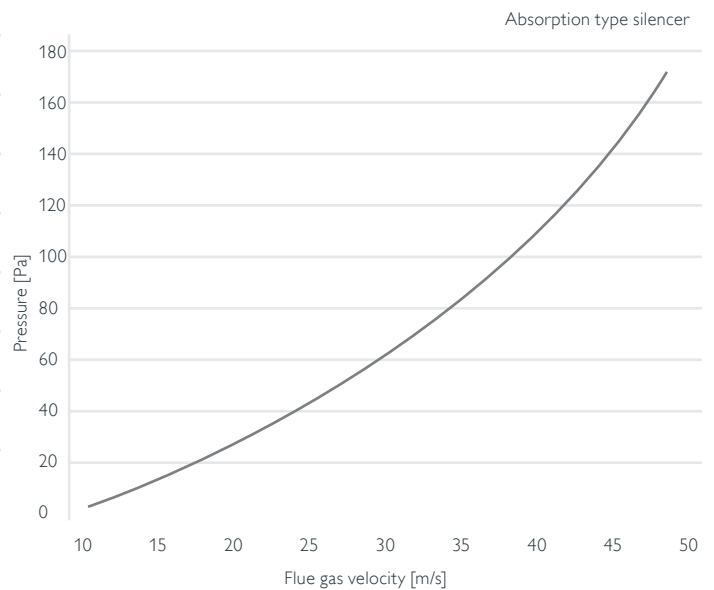


Absorption Silencer 35 dB											Old Code MFSIA 2		
Ø	100	130	150	180	200	250	300	350	400	450	500	600	
L	1000	1000	1000	1250	1500	1500	2500	2500	2500	3000	3000	3000	
A	225	255	275	325	325	375	425	475	525	575	625	725	
Kg	11	13	14	20	24	28	68	76	84	117	127	146	
SAP Code	162685	162686	162687	162688	162689	162690	162691	162692	162693	162694	162695	162696	

Average performance MFSI A / MFSIA1 / MFSIA2 100 - 600



Pressure drop MFSIA / MFSIA1 / MFSIA2 100 - 600

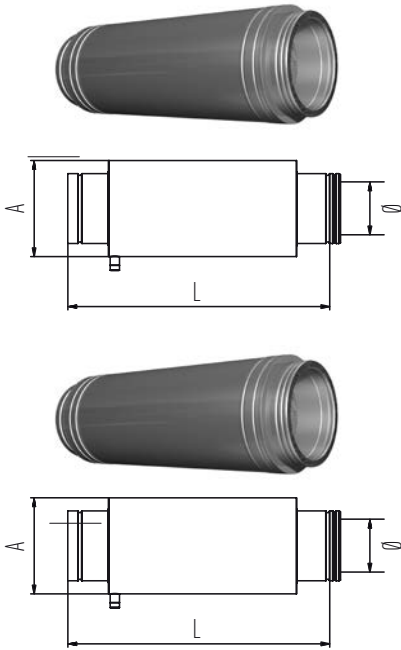


Performance chart is an average measurement over all diameters.
 The insertion loss is measured according to ISO 7235: 2003
 The insertion loss can deviate due to temperature or special installation situations.
 Back pressure is approx. 300 Pa at 15m/s or 2300 Pa at 50 m/s
 Back pressure can vary with temperature and gas velocity, please contact Ontop for advice

EXTRA OPTIONS
 Brackets (installation direction to be specified on order)
 Radial / axial inlet
 Radial / axial outlet
 (certified) spark arrestor
 Flanged

STANDARD OPTIONS
 condensate drain
 lifting eyes

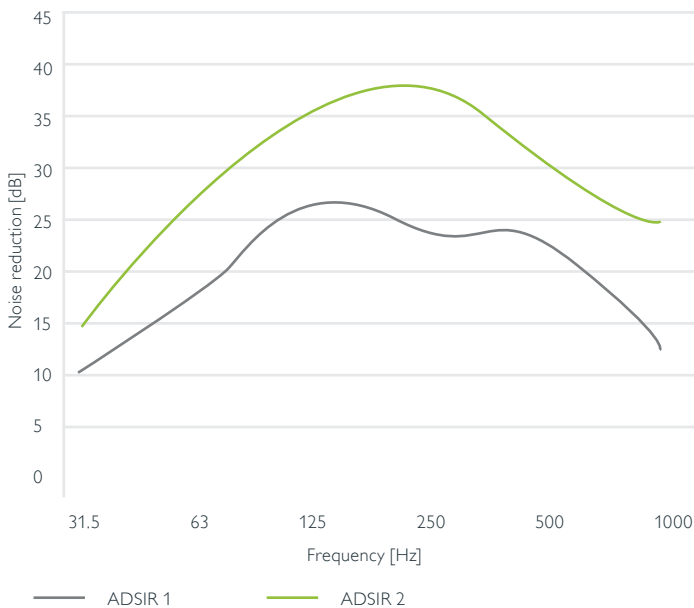
Silencers



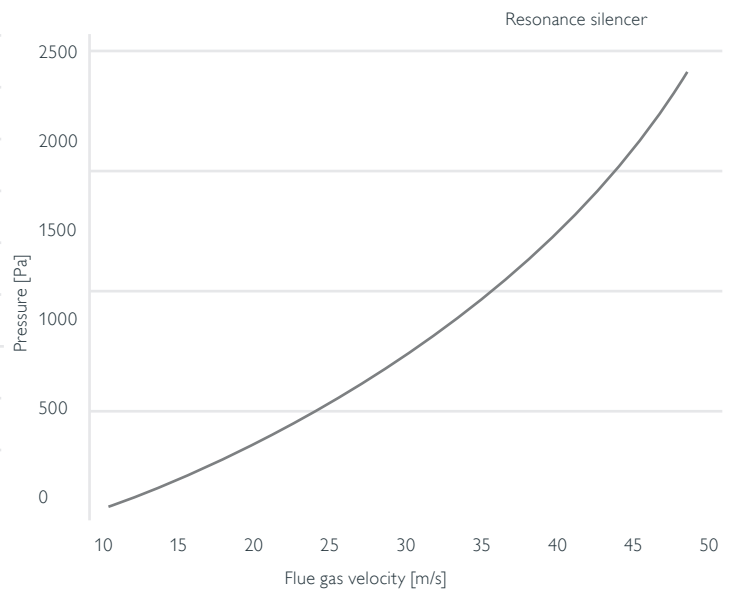
Resonance Silencer 20 dB											Old Code MFSIR 1	
Ø	100	130	150	180	200	250	300	350	400	450	500	600
L	2200	2200	2200	2200	2200	2200	2200	2200	2200	2200	2200	2200
A	400	450	500	600	650	700	850	950	1000	1100	1150	1350
kg	20	25	27	33	38	46	47	71	84	98	122	156
SAP Code	162697 162699		168438			168439						
Lifting eyes standard for $\varnothing \geq 130$												

Resonance Silencer 30 dB											Old Code MFSIR 2	
Ø	100	130	150	180	200	250	300	350	400	450	500	600
L	2200	2200	2200	2200	2200	2400	2600	2800	3000	3200	3400	3600
A	550	650	750	800	850	1000	1000	1100	1200	1300	1350	1550
Kg	45	55	70	75	85	115	125	140	160	185	230	305
SAP Code	168440		162709 168442			162709		168443				
Lifting eyes standard for $\varnothing \geq 130$												

Average performance MFSIR1 / MFSIR2 100 - 600



Pressure drop MFSIR1 / MFSIR2 100 - 600



Performance chart is an average measurement over all diameters.
 The insertion loss is measured according to ISO 7235: 2003
 The insertion loss can deviate due to temperature or special installation situations.
 Back pressure is approx. 300 Pa at 15m/s or 2300 Pa at 50 m/s
 Back pressure can vary with temperature and gas velocity, please contact Ontop for advice

EXTRA OPTIONS
 Brackets (installation direction to be specified on order)
 Radial / axial inlet
 Radial / axial outlet
 (certified) spark arrestor
 Flanged

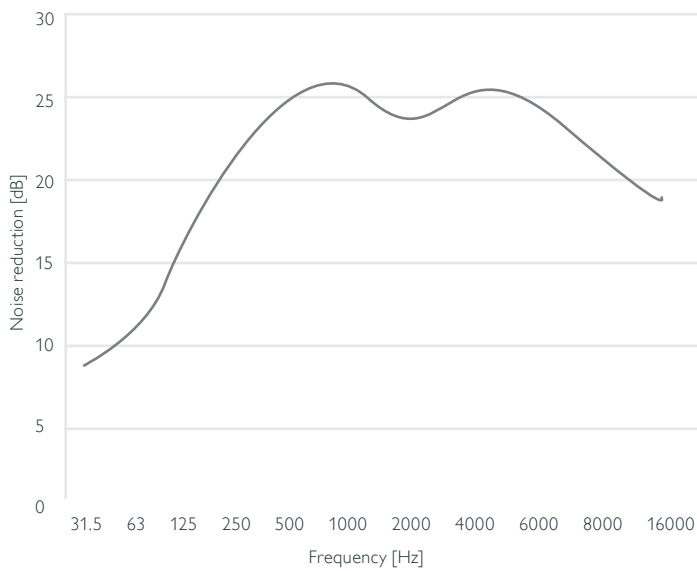
STANDARD OPTIONS
 condensate drain
 lifting eyes

Silencers



Combination silencer 25 dB										Old Code MFSIC 1			
Ø	100	130	150	180	200	250	300	350	400	450	500	600	
L	1870	1870	1870	2120	2370	2620	3120	3370	3870	4370	4620	4870	
A	400	500	525	575	625	675	875	975	1050	1100	1225	1325	
Kg	45	55	70	75	85	115	125	140	160	185	230	305	
SAP Code													
Lifting eyes standard for $\varnothing \geq 130$													

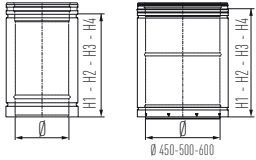
Average performance MFSIC1 100 - 600



— MFSIC1

Performance chart is an average measurement over all diameters.
 The insertion loss is measured according to iso 7235: 2003
 The insertion loss can deviate due to temperature or special installation situations.
 Back pressure is approx. 20 Pa at 15m/s or 200 Pa at 50 m/s
 Back pressure can vary with temperature and gas velocity, please contact Ontop for advice
 For installation AD wall-brackets of a larger diameter can be used.

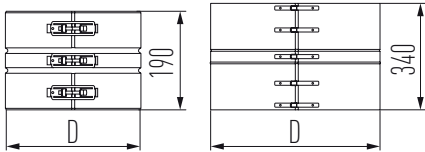
Pipe Length



Length MF 100/50/25/10												
Ø	100	130	150	180	200	250	300	350	400	450	500	600
H1	965	965	965	965	965	965	965	965	965	965	965	965
SAP Code	161937	161938	161939	161940	161941	161942	161943	161944	161945	161946	161947	161948
H2	500	500	500	500	500	500	500	500	500	500	500	500
SAP Code	161961	161962	161963	161964	161965	161966	161967	161968	161969	161970	161971	161972
H3	250	250	250	250	250	250	250	250	250	250	250	250
SAP Code	161949	161950	161951	161952	161953	161954	161955	161956	161957	161958	161959	161960
H4	100	100	100	100	100	100	100	100	100	100	100	100
SAP Code	161924	161925	161926	161927	161928	161929	161930	161931	161932	161933	161934	161935



Structural Locking Band												
Ø	100	130	150	180	200	250	300	350	400	450	500	600
D	150	180	200	230	250	300	350	400	450	525	575	675
SAP Code	162710	162711	162712	162713	162714	162715	162716	162717	162718	162719	162720	162721

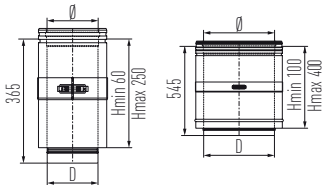


Seal EPDM	Old Code EPDM		
Temperatures always below 120 degrees			
Ø	100	130	150
SAP Code	900012189	900012190	900012191

Seal VITON	Old Code VITON					
For oil-containing exhaust gases						
Ø	100	130	150	180	200	250
SAP Code	160575	160576	160577	160578	160579	160580

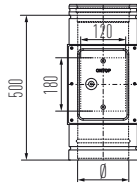


Adjustable Length												
Ø	100	130	150	180	200	250	300	350	400	450	500	600
D	97	127	147	177	197	247	297	347	397	447	497	597
SAP Code	162603	162604	162605	162606	162607	162608	162609	162610	162611	162612	162613	162614

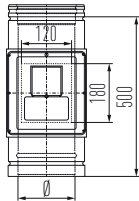


Inspection Pipe (for N1 Applications only)			
Ø	130	150	200
G	130	140	140
SAP Code	162451	162452	162453

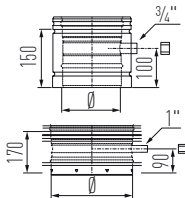
Pipe Length



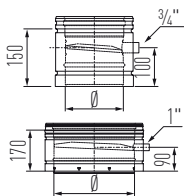
Inspection Length (for N1 Applications only)							Old Code MFTR	
∅	130	150	180	200	250	300	350	400
SAP Code	162796	162797	162798	162799	162780	162781	162782	162783



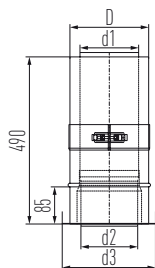
Draught Stabilizer Length for dry applications only 10-50 Pa							Old Code MFNL	
∅	130	150	180	200	250	300	350	400
SAP Code	162595	162596	162597	162598	162599	162600	162601	162602



Test Length											Old Code MFEM	
∅	100	130	150	180	200	250	300	350	400	450	500	600
SAP Code	162261	162262	162263	162264	162265	162266	162267	162268	162269	162270	162271	162272

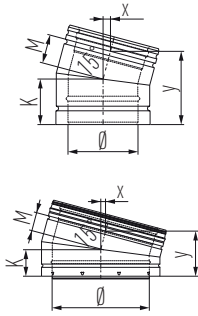


Condensate Collector Section with Drain											Old Code MFEM	
∅	100	130	150	180	200	250	300	350	400	450	500	600
SAP Code	162273	162274	162275	162276	162277	162278	162279	162280	162281	162282	162283	162284

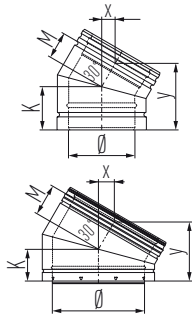


Inspection Element for Solid Fuel (for N1 Applications only)				Old Code MFPR	
∅	130	150	180	200	
D	184	204	234	254	
d1	126	146	176	196	
d2	123	143	173	193	
d3	194	159	189	264	
SAP Code	162615	162616	162617	162618	

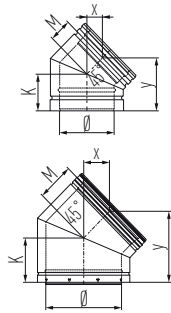
Bends



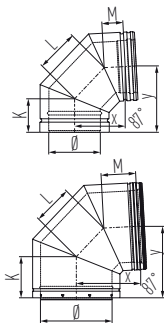
Elbow 15°		Old Code MFB 15											
Ø		100	130	150	180	200	250	300	350	400	450	500	600
K		90	95	100	105	110	120	120	120	145	110	110	110
M		50	55	60	65	70	80	80	80	105	110	110	110
x		15	15	15	20	20	20	20	20	30	30	30	30
y		140	140	160	165	175	195	195	195	245	215	215	215
SAP Code		162055	162056	162057	162058	162059	162060	162061	162062	162063	162064	162065	162066



Elbow 30°		Old Code MFB 30											
Ø		100	130	150	180	200	250	300	350	400	450	500	600
K		90	95	100	105	110	120	120	120	145	135	145	155
M		50	55	60	65	70	80	80	80	105	135	145	155
x		30	30	35	35	40	45	45	45	55	70	75	80
y		135	140	150	160	170	190	190	190	235	255	270	290
SAP Code		162067	162068	162069	162070	162071	162072	162073	162074	162075	162076	162077	162078

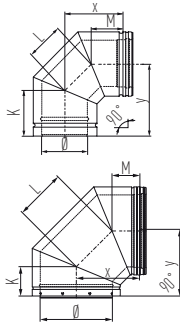


Elbow 45°		Old Code MFB 45											
Ø		100	130	150	180	200	250	300	350	400	450	500	600
K		90	95	100	105	110	120	145	145	155	175	185	205
M		50	55	60	65	70	80	105	105	115	175	185	205
x		40	40	45	50	50	60	75	75	90	125	130	145
y		125	135	140	150	160	175	220	220	235	300	315	350
SAP Code		162079	162080	162081	162082	162083	162084	162085	162086	162087	162088	162089	162090

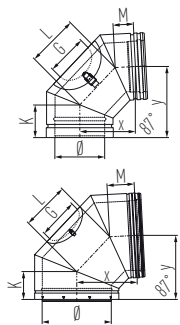


Elbow 87°		Old Code MFB 87											
Ø		100	130	150	180	200	250	300	350	400	450	500	600
K		85	90	95	100	105	115	140	145	155	175	185	205
L		105	115	125	135	145	165	185	205	225	300	320	365
M		55	60	60	65	75	80	110	115	115	175	185	205
x		125	140	150	160	175	200	240	250	275	385	410	465
y		160	170	185	195	210	230	270	290	310	385	410	465
SAP Code		162091	162092	162093	162094	162095	162096	162097	162098	162099	162100	162101	162102

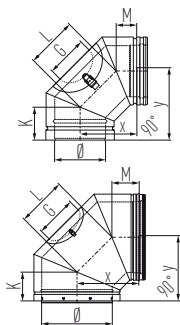
Bends



Elbow 90°													Old Code MFB 90	
Ø	100	130	150	180	200	250	300	350	400	450	500	600		
K	90	95	100	105	110	120	145	145	155	175	185	205		
L	105	115	125	140	145	165	185	205	225	255	275	320		
M	50	55	60	65	70	80	105	105	115	175	185	205		
x	125	135	150	165	175	200	235	250	275	355	380	435		
y	165	175	190	205	215	235	275	290	315	355	380	435		
SAP Code	162103	162104	162105	162106	162107	162108	162109	162110	162111	162112	162113	162114		

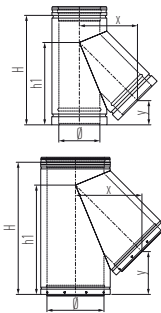
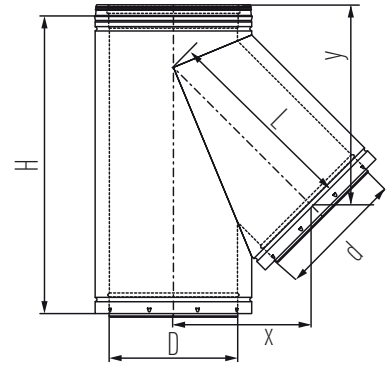
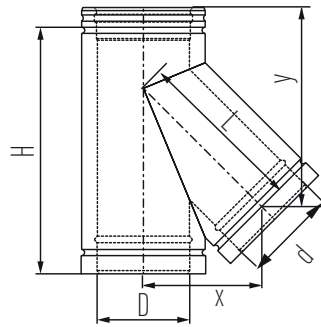


Elbow 87° with Inspection Cover													Old Code MFBI 87	
Ø	100	130	150	180	200	250	300	350	400	450	500	600		
G	100	130	190	190	140	180	180	180	240	240	240	240		
K	85	90	95	100	110	115	140	145	150	175	185	210		
L	130	160	155	140	145	165	185	200	220	300	320	370		
M	55	55	60	70	70	80	110	110	120	175	185	205		
x	145	170	170	170	170	195	240	250	275	385	410	465		
y	175	205	205	200	215	230	270	290	310	385	410	465		
SAP Code	162115	162116	162117	162118	162119	162120	162121	162122	162123	162124	162125	162126		



Elbow 90° with Inspection Cover													Old Code MFBI 90	
Ø	100	130	150	180	200	250	300	350	400	450	500	600		
G	100	130	190	190	140	180	180	180	240	240	240	240		
K	85	90	95	100	110	115	140	145	150	175	185	210		
L	130	160	155	140	145	165	185	200	220	300	320	370		
M	55	55	60	70	70	80	110	110	120	175	185	205		
x	145	170	170	170	170	195	240	250	275	385	410	465		
y	175	205	205	00	215	230	275	285	305	385	410	465		
SAP Code	162127	162128	162129	162130	162131	162132	162133	162134	162135	162136	162137	162138		

Tees



Tee-piece 45°													Old Code MFT 45	
Ø	100	130	150	180	200	250	300	350	400	450	500	600		
H	400	400	400	450	500	600	700	750	850	1010	1010	1150		
h1	300	300	300	335	375	450	525	560	625	830	820	950		
x	170	195	215	240	255	300	340	385	425	490	530	620		
y	129	105	85	100	120	150	185	180	200	340	290	380		
SAP Code	162722	162723	162724	162725	162726	162727	162728	162729	162730	162731	162732	162733		

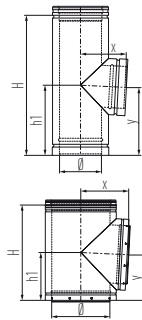
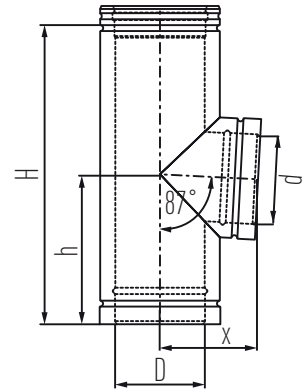
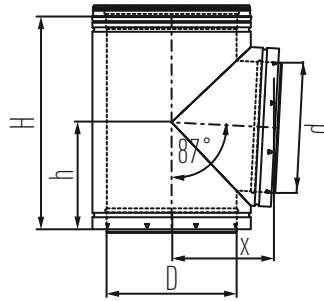
Tee-piece 45°, reducing											Old Code MFT 45XX	
Table for H ← D = Body Ø →												
Ø	150	180	200	250	300	350	400	450	500	600		
100	400	400	400	400	400	400	400	400	400	400		
130	400	400	400	400	400	400	400	400	400	400		
150		400	400	400	400	400	400	400	400	400		
180			450	450	450	450	450	450	450	450		
200				500	500	500	500	500	500	500		
250					600	600	600	600	600	600		
300						700	700	700	700	700		
350							750	750	750	750		
400								850	850	850		
450									1010	1010		
500										1010		
SAP Code coA												

Tee-piece 45°, reducing											Old Code MFT 45XX	
Table for x ← D = Body Ø →												
Ø	130	150	180	200	250	300	350	400	450	500	600	
100	200	210	225	235	260	285	310	335	360	385	435	
130		220	235	245	270	295	320	345	370	395	445	
150			242	252	277	302	327	352	377	402	452	
180				263	288	313	338	363	388	413	463	
200					295	320	345	370	395	420	470	
250						338	363	388	413	438	488	
300							380	405	430	455	505	
350								423	448	473	523	
400									466	491	541	
450										530	580	
500											597	
SAP Code coA												

Tee-piece 45°, reducing											Old Code MFT 45XX	
Table for L ← D = Body Ø →												
Ø	130	150	180	200	250	300	350	400	450	500	600	
100	282	296	318	332	367	402	438	473	509	544	615	
130		311	333	347	382	417	453	488	524	559	630	
150			343	357	392	427	463	498	534	569	640	
180				372	407	442	478	513	549	584	655	
200					417	452	488	523	559	594	665	
250						477	513	548	584	619	690	
300							538	573	609	644	715	
350								598	634	669	740	
400									659	694	765	
450										749	820	
500											845	
SAP Code coA												

Tee-piece 45°, reducing											Old Code MFT 45XX	
Table for y ← D = Body Ø →												
Ø	130	150	180	200	250	300	350	400	450	500	600	
100	316	316	316	316	316	316	316	316	316	303	303	303
130		347	347	347	347	347	347	347	347	335	335	335
150			369	369	369	369	369	369	369	356	356	356
180				401	401	401	401	401	401	388	388	388
200					422	422	422	422	422	409	409	409
250						475	475	475	475	462	462	462
300							528	528	528	515	515	515
350								581	581	568	568	568
400									621	621	621	
450										713	713	
500											766	
SAP Code coA												

Tees



Tee-piece 87°													Old Code MFT 87	
Ø	100	130	150	180	200	250	300	350	400	450	500	600		
H	500	500	500	500	500	500	500	600	650	700	800	1000		
h1	250	250	250	250	250	250	250	300	350	350	400	500		
x	125	140	150	165	180	205	230	260	385	330	360	410		
y	245	245	245	245	235	245	235	345	345	340	390	490		
SAP Code	162734	162735	162736	162737	162738	162739	162740	162741	162742	162743	162744	162745		

*For use on condensing applications

Tee-piece 87°, reducing

Old Code MFT 87XX

Table for x		D = Body Ø										
Ø		130	150	180	200	250	300	350	400	450	500	600
100	d = branch Ø	170	180	195	205	230	255	280	305	342	367	417
130			180	195	205	230	255	280	305	342	367	417
150				195	205	230	255	280	305	342	367	417
180					205	230	255	280	305	342	367	417
200						230	255	280	305	342	367	417
250							255	280	305	342	367	417
300								280	305	342	367	417
350									305	342	367	417
400										342	367	417
450											367	417
500											417	

SAP Code COA

Tee-piece 87°, reducing

Old Code MFT 87XX

Table for H		D = Body Ø										
Ø		130	150	180	200	250	300	350	400	450	500	600
100	d = branch Ø	500	500	500	500	500	500	500	500	500	500	500
130			500	500	500	500	500	500	500	500	500	500
150				500	500	500	500	500	500	500	500	500
180					500	500	500	500	500	500	500	500
200						500	500	500	500	500	500	500
250							500	500	500	500	500	500
300								500	500	500	500	500
350									600	600	600	600
400										650	650	650
450											700	700
500											800	

SAP Code COA

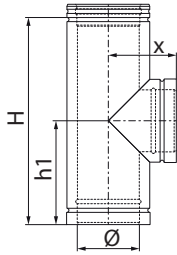
Tee-piece 87°, reducing

Old Code MFT 87XX

Table for h		D = Body Ø										
Ø		130	150	180	200	250	300	350	400	450	500	600
100	d = branch Ø	250	250	250	250	250	250	250	250	250	250	250
130			250	250	250	250	250	250	250	250	250	250
150				250	250	250	250	250	250	250	250	250
180					250	250	250	250	250	250	250	250
200						250	250	250	250	250	250	250
250							250	250	250	250	250	250
300								250	250	250	250	250
350									300	300	300	300
400										325	325	325
450											350	350
500											400	

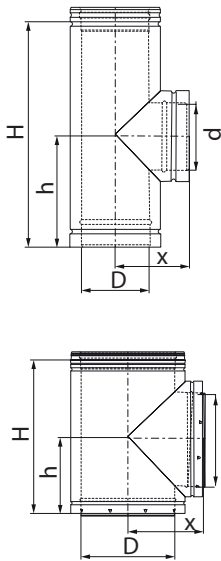
SAP Code COA

Tees



Tee-piece 90°													Old Code MFT 90	
Ø	100	130	150	180	200	250	300	350	400	450	500	600		
H	500	500	500	500	500	500	500	600	650	700	800	800		
h1	250	250	250	250	250	250	250	300	350	350	400	500		
x	125	145	155	170	180	205	235	260	285	325	350	350		
SAP Code	162746	162747	162748	162749	162750	162751	162752	162753	162754	162755	162756	162757		

*For use on non condensing applications only

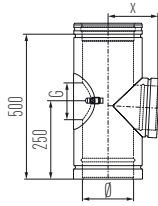


Tee-piece 90°, reducing													Old Code MFT 90XX	
Table for x ← D = Body Ø →														
Ø		130	150	180	200	250	300	350	400	450	500	600		
100	d = branch Ø	170	180	195	205	230	255	280	305	342	367	417		
130			180	195	205	230	255	280	305	342	367	417		
150				195	205	230	255	280	305	342	367	417		
180					205	230	255	280	305	342	367	417		
200						230	255	280	305	342	367	417		
250							255	280	305	342	367	417		
300								280	305	342	367	417		
350									305	342	367	417		
400										342	367	417		
450											367	417		
500											417			
SAP Code														

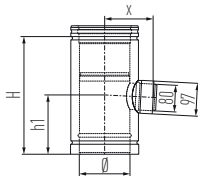
Tee-piece 90°, reducing													Old Code MFT 90XX	
Table for H ← D = Body Ø →														
Ø		130	150	180	200	250	300	350	400	450	500	600		
100	d = branch Ø	500	500	500	500	500	500	500	500	500	500	500		
130			500	500	500	500	500	500	500	500	500	500		
150				500	500	500	500	500	500	500	500	500		
180					500	500	500	500	500	500	500	500		
200						500	500	500	500	500	500	500		
250							500	500	500	500	500	500		
300								500	500	500	500	500		
350									600	600	600	600		
400										650	650	650		
450											700	700		
500											800			
SAP Code														

Tee-piece 90°, reducing													Old Code MFT 90XX	
Table for h ← D = Body Ø →														
Ø		130	150	180	200	250	300	350	400	450	500	600		
100	d = branch Ø	250	250	250	250	250	250	250	250	250	250	250		
130			250	250	250	250	250	250	250	250	250	250		
150				250	250	250	250	250	250	250	250	250		
180					250	250	250	250	250	250	250	250		
200						250	250	250	250	250	250	250		
250							250	250	250	250	250	250		
300								250	250	250	250	250		
350									300	300	300	300		
400										325	325	325		
450											350	350		
500											400			
SAP Code														

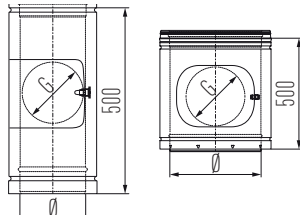
Tees



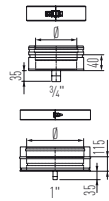
Tee-piece 87° with Inspection Cover (for N1 applications only)				Old Code MFTI 87	
Ø	130	150	180	200	250
G	100	140	140	140	180
x	150	160	175	185	210
SAP Code	162785	162786	162787	162788	162789



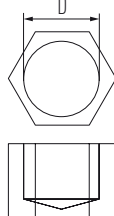
Reducing tee-piece MF-UE 87°				Old Code MFTV 08		
Ø	100	130	150	180	200	250
H	300	300	350	350	400	450
h1	150	150	175	175	200	225
x	120	135	145	160	165	190
SAP Code	162826	162827	162828	162829	162830	162831



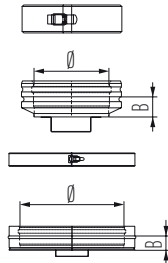
Inspection Length (for T200 P1 applications only)								Old Code MFI				
Ø	100	130	150	180	200	250	300	350	400	450	500	600
G	100	130	140	140	140	180	180	180	240	240	240	240
SAP Code	162285	162286	162287	162288	162289	162290	162291	162292	162293	162294	162295	162296



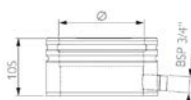
Condensate Collector with Drain								Old Code MFRBK				
Ø	100	130	150	180	200	250	300	350	400	450	500	600
SAP Code	162619	162620	162621	162622	162623	162624	162625	162626	162627	162628	162629	162630



Cap				Old Code MFE								
Ø	100	130	150	180	200	250	300	350	400	450	500	600
D	3/4"	3/4"	3/4"	3/4"	3/4"	3/4"	3/4"	3/4"	3/4"	1"	1"	1"
SAP Code												

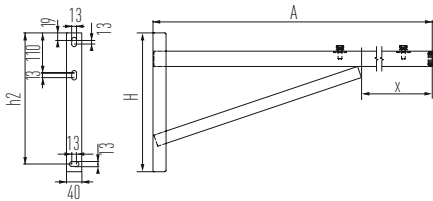


End Cap for Tee-Piece				Old Code MFTE								
Ø	100	130	150	180	200	250	300	350	400	450	500	600
B	45	45	45	45	45	45	30	30	30	60	60	60
SAP Code	162766	162767	162768	162769	162770	162771	162772	162773	162774	162775	162776	162777



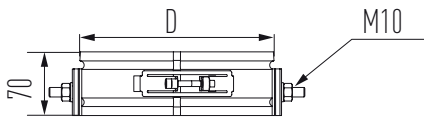
Lateral drain cap									
Int Ø	80	100	130	150	180	200	250	300	350
SAP Code	174591	174592	174593	174594	174595	174596	174597	174598	174599

Support Components

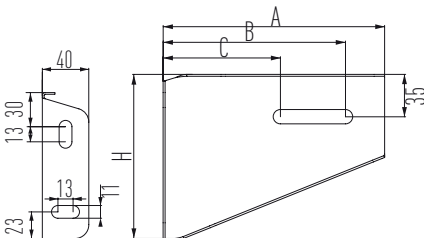


Cantilever Support (pair) for MFAPO/MFAPU (200-400 mm)											Old Code MFOH 4	
Ø	100	130	150	180	200	250	300	350	400	450	500	600
A	600	600	740	740	740	740	915	915	915	1090	1090	1090
H	330	330	330	330	330	330	380	380	380	430	430	430
h2	310	310	310	310	310	310	360	360	360	410	410	410
x	270	270	330	330	330	330	355	355	355	350	350	350
SAP Code	164960	164961	164962	164963	164964	164965	164966	164967	164968	164969	164970	164971

x = Max. distance to cut



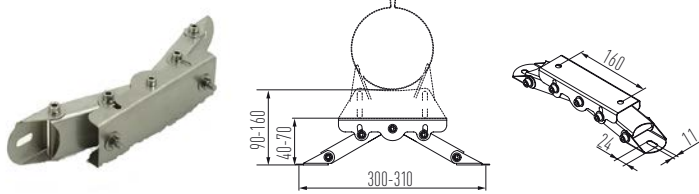
Band for Wall Support						Old Code MFMO	
Ø	100	130	150	180	200	250	
D	150	180	200	230	250	300	
SAP Code	162581	162582	162583	162584	162585	162586	



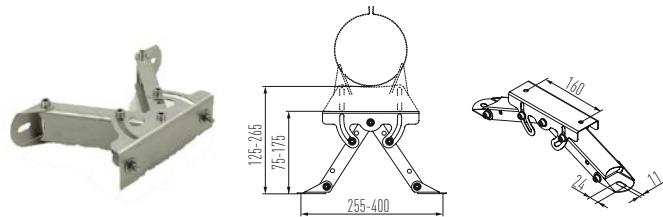
Side Plates (Pair) for MFMO (50 - 90 mm)						Old Code MFOL 1	
Ø	100	130	150	180	200	250	
A	220	220	220	285	285	285	
B	190	190	190	255	255	255	
C	125	125	125	130	130	130	
H	170	170	170	230	230	230	
SAP Code	164972	164973	164974	164975	164976	164977	

Side Plates (Pair) for MFMO (90 - 200 mm)						Old Code MFOL 2	
Ø	100	130	150	180	200	250	
A	315	335	335	345	370	395	
B	285	305	305	315	340	365	
C	165	180	180	200	215	240	
H	255	275	275	285	305	325	
SAP Code	164978	164979	164980	164981	164982	164983	

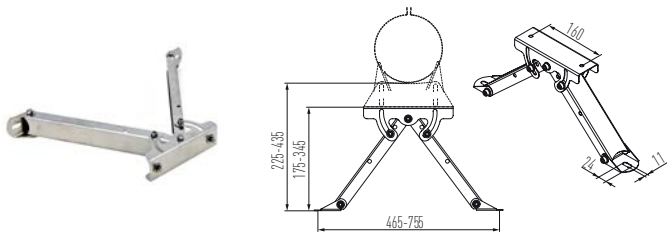
Support Components



Distance Block for MFMB (Ø100 - 300)	Old Code MFMBAH1 99
SAP Code	159777



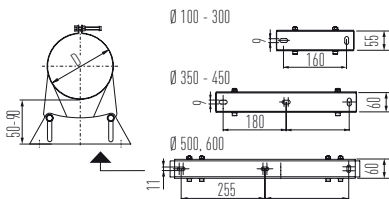
Distance Block for MFMB (Ø100 - 300)	Old Code MFMBAH2 99
SAP Code	159778



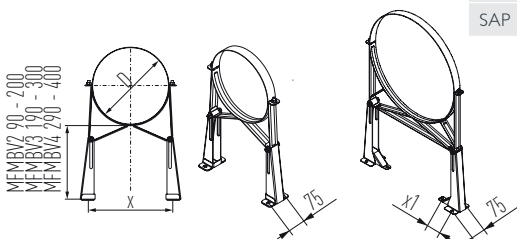
Distance Block for MFMB (Ø100 - 300)	Old Code MFMBAH3 99
SAP Code	159779



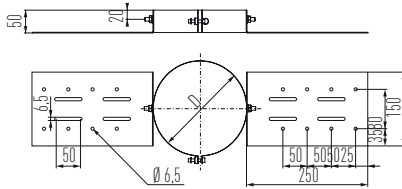
Wall Band Adjustable											Old Code MFMB	
Ø	100	130	150	180	200	250	300	350	400	450	500	600
D	150	180	200	230	250	300	350	400	450	525	575	675
SAP Code	162517	162518	162519	162520	162521	162522	162523	162524	162525	162526	162527	162528



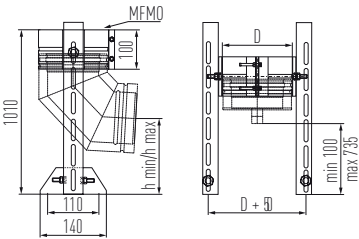
Wall Band Adjustable MFMBV2, MFMBV3, MFMBV4												
Ø	100	130	150	180	200	250	300	350	400	450	500	600
D	150	180	200	230	250	300	350	400	450	525	575	675
x	180	210	230	260	280	330	380	430	480	535	585	685
x1 MFMBV2	-	-	-	-	-	-	-	-	-	-	70	70
SAP	162529	162530	162531	162532	162533	162534	162535	162536	162537	162538	162539	162540
MFMBV3	-	-	-	-	-	-	-	-	-	-	110	110
SAP	162541	162542	162543	162544	162545	162546	162547	162548	162549	162550	162551	162552
MFMBV4	-	-	-	-	-	-	-	-	-	-	105	105
SAP	162553	162554	162555	162556	162557	162558	162559	162560	162561	162562	162563	162564



Support Components

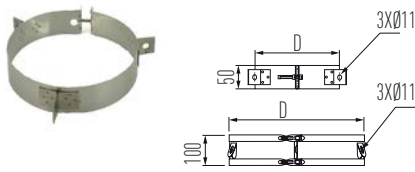


Roof Support											Old Code MFDQ	
Ø	100	130	150	180	200	250	300	350	400	450	500	600
D	150	180	200	230	250	300	350	400	450	525	575	675
SAP Code	162249	162250	162251	162252	162253	162254	162255	162256	162257	162258	162259	162260




Elbow Support (incl. MFMO)						Old Code MFBTS
Ø	130	150	180	200	250	350
D	180	200	230	250	300	400
H min	100	110	125	135	160	210
H max	750	735	735	710	690	630
SAP Code	162152	162153	162154	162155	162156	162157

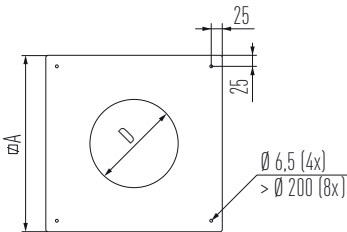
Support Components



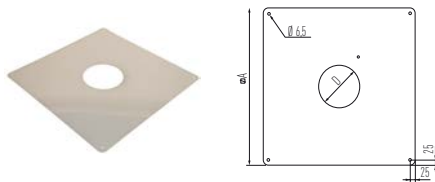
Guy-wire Band											Old Code MFBT		
Ø	100	130	150	180	200	250	300	350	400	450	500	600	
D	150	180	200	230	250	300	350	400	450	525	575	675	
SAP Code	162139	162140	162141	162142	162143	162144	162145	162146	162147	162148	162149	162150	



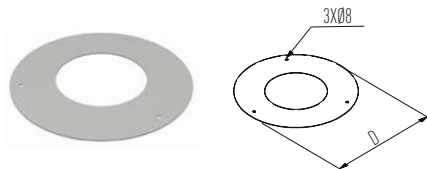
Wall Cover											Old Code MFMP		
Ø	100	130	150	180	200	250	300	350	400	450	500	600	
A	350	380	400	340	450	500	550	600	650	725	775	875	
D	155	185	205	235	255	305	355	405	455	530	580	680	
SAP Code	164931	164932	164933	164934	164935	164936	164937	164938	164939	164940	164941	164942	



Wall Cover 2mm			Old Code MFMP 2		
Ø	150	200			
A	400	450			
D	205	255			
SAP Code	164943	164944			

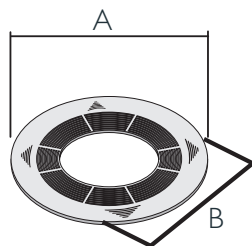


Wall Cover			Old Code MFMPG		
Ø	130	150	180		
A	680	700	730		
D	185	205	235		
SAP Code	164945	164946	164947		



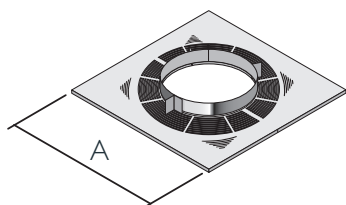
Rosette						Old Code MFIBR	
Ø	100	130	150	180	200	250	
D	350	380	400	430	450	500	
SAP Code	162397	162398	162399	162400	162401	162402	

Support Components

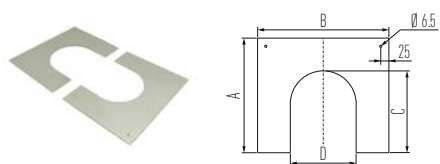


Combustible Floor Round Ventilated Firestop Plate - 1 Piece*					
Int Ømm	100	130	150	180	200
Ext Ømm	150	180	200	230	250
A	400	440	470	5510	540
B	271	301	321	351	371
SAP Code 1PC Plain	171362	171363	171364	171365	171366
SAP Code 1PC Black	171367	171368	171369	171370	171371

*One piece firestop available for use exclusively with stove starter pipe



Combustible Floor Rectangular Ventilated Support Plate - 1 Piece					
Int Ømm	100	130	150	180	200
Ext Ømm	150	180	200	230	250
A	350	380	400	430	450
SAP Code Support P	171372	171373	171374	171375	171376
SAP Code Firestop	171377	171378	171379	171380	171381



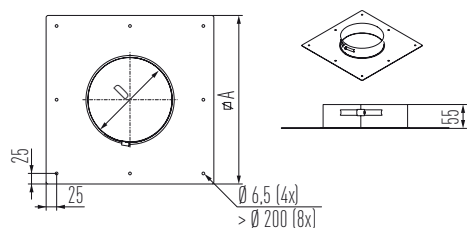
Cover Plates (pair)											Old Code MFCP	
Ø	100	130	150	180	200	250	300	350	400	450	500	600
A	275	290	300	315	325	350	375	200	440	465	490	540
B	350	380	400	430	450	500	550	600	675	725	775	875
C	175	190	200	215	225	250	275	300	340	365	390	440
D	150	180	200	230	250	300	350	400	450	525	575	675
SAP Code	-	162159	162160	162161	162162	162163	162164	162165	162166	162167	162168	162169

Used on Non Combustible Ceiling only



Ceiling Support (Non combustible floor)								Old Code MFVQ		
Ø	100	130	150	180	200	250	300	350	400	
A	350	380	400	430	350	500	550	600	650	
D	150	180	200	230	250	300	350	400	450	
SAP Code	162842	162843	162844	162845	162846	162847	162848	162849	162850	

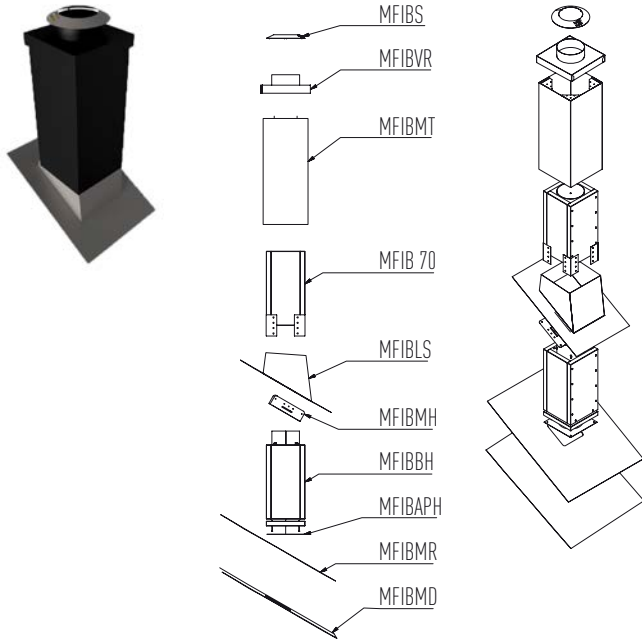
Used on Non Combustible Floor only



ISO Block Components

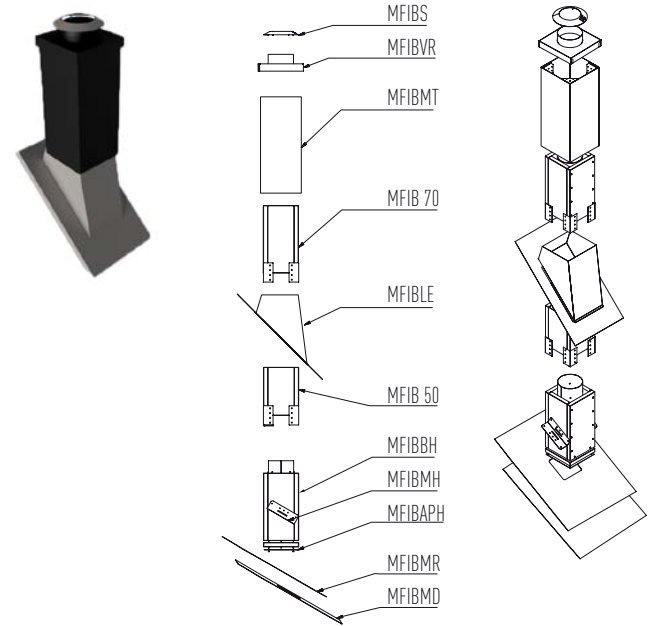
Iso-Block Base Package for Slope Roof upto 300 mm thickness Old Code MFIBBP 1

Ø	100	130	150	180	200	250
SAP Code						



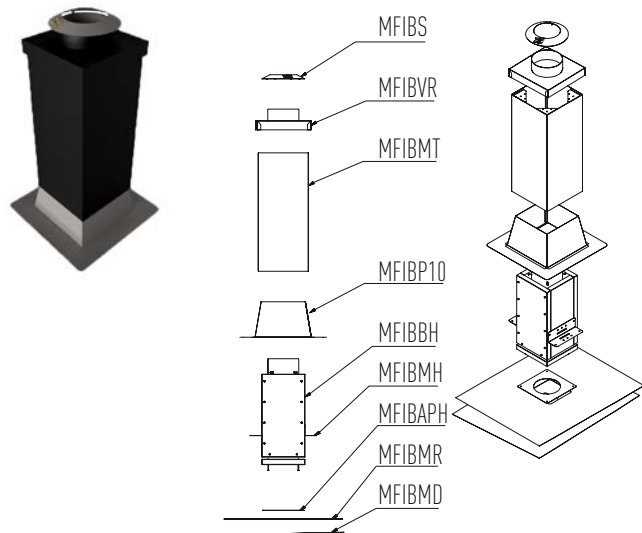
Iso-Block Base Package for Slope Roof upto 500 mm thickness Old Code MFIBBP 2

Ø	100	130	150	180	200	250
SAP Code						



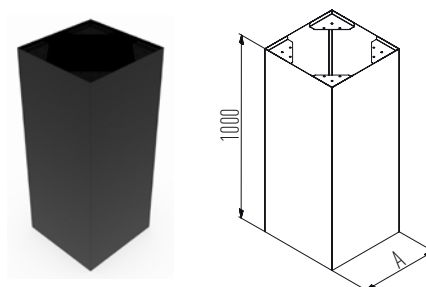
Iso-Block Base Package for Flat Roof upto 300 mm thickness Old Code MFIBBP 3

Ø	100	130	150	180	200	250
SAP Code	170050	162328	162329	162330	162331	162332

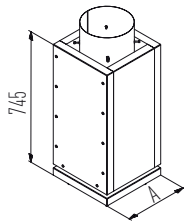


Casing, resizable (black) Old Code MFIBMT

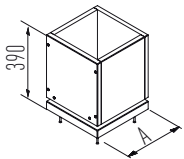

Ø	100	130	150	180	200	250
A	340	385	425	425	490	490
SAP Code	162379	162380	162381	169458	162382	162383



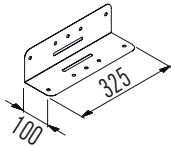
ISO Block Components



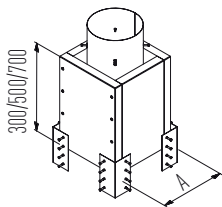
Standard Block High					Old Code MFIBBH	
Ø	100	130	150	180	200	250
A	280	325	365	365	430	430
SAP Code	-	162328	162329	162330	162331	162332



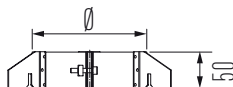
Standard Block Low					Old Code MFIBBL	
Ø	100	130	150	180	200	250
A	280	325	325	325	375	430
SAP Code	-	162334	162335	162336	162337	162338



Mounting Aid (2 pcs)					Old Code MFIBMH	
SAP Code	-	-	-	-	-	162372

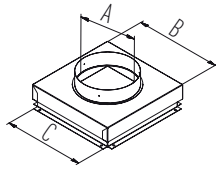



Extension Set for MFIBBH 30/50/70 cm					Old Code MFIB 30/50/70	
Ø	100	130	150	180	200	250
A	280	325	365	430	430	430
SAP Code 30	162298	162299	162300	162301	162302	162303
SAP Code 50	162304	162305	162306	162307	162308	162309
SAP Code 70	162310	162311	162312	162313	162314	162315

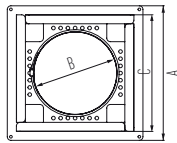



ISO-Block Roof Support Bracket					Old Code MFIBDQ	
Ø	100	130	150	180	200	250
SAP Code	162353	162354	162355	162356	162357	162358

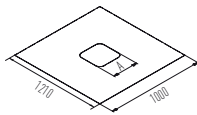
ISO Block Components



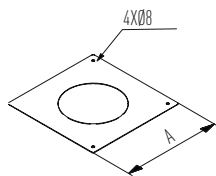

Ceiling Support for MFIBBL					Old Code MFIBVQL	
Ø	100	130	150	180	200	250
A	155	185	205	235	255	305
B	415	415	455	455	520	520
C	385	385	425	425	490	490
SAP Code	162431	162432	162433	162434	162435	162436



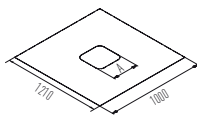
Ceiling Support with Casting Support for MFIBBL					Old Code MFIBVQ	
Ø	100	130	150	180	200	250
A	325	375	375	425	425	475
B	155	185	205	235	255	305
C	275	325	325	375	375	425
SAP Code	162431	162432	162433	162434	162435	162436



Moisture-retarding Seal					Old Code MFIBMD	
Ø	100	130	150	180	200	250
A	250	295	335	335	400	400
SAP Code	-	162367	162368	162369	162370	

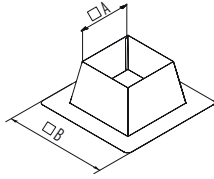


Square Finish, Low Block					Old Code MFIBAPL	
Ø	100	130	150	180	200	250
A	270	315	315	315	365	420
SAP Code	-	162322	162323	162324	162325	162326

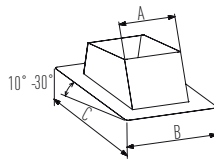


Rain Retaining Seal					Old Code MFIBMR	
Ø	100	130	150	180	200	250
A	250	295	335	335	400	400
SAP Code	-	162374	162375	162376	162377	-

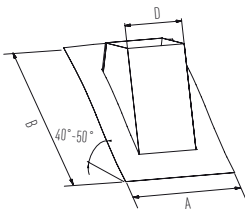

ISO Block Components



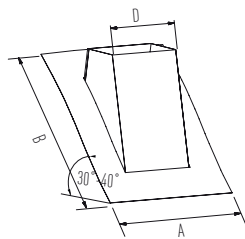

Roof Flashing 0° - 10°					Old Code MFIBP 10	
Ø	100	130	150	180	200	250
A	295	325	365	365	430	480
B	650	695	735	735	800	800
SAP Code	-	162385	162386	162387	162388	-



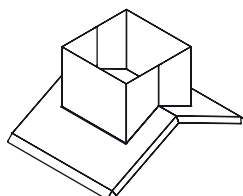

Slope Roof Flashing 10°-30°					Old Code MFIBP 30	
Ø	100	130	150	180	200	250
A	295	325	365	365	430	480
B	585	630	670	670	735	735
C	710	755	795	795	860	860
SAP Code	-	162391	162392	162393	162394	162395



Lead Slope Roof Flashing 40°-50° / ISO-Block					Old Code MFIBLE	
Ø	100	130	150	180	200	250
D	335	380	380	445	445	495
A	1000	1000	1000	1000	1000	1000
B	1140	1225	1290	1290	1390	1390
SAP Code	165131	165132	165133	165134	165135	165136

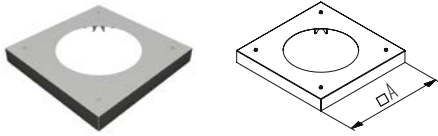


Lead Slope Roof Flashing 30°-40° / ISO-Block					Old Code MFIBLS	
Ø	100	130	150	180	200	250
D	335	380	380	445	445	495
A	1000	1000	1000	1000	1000	1000
B	1140	1225	1290	1390	1390	1390
SAP Code	162363	162364	164916	164917	162365	164918

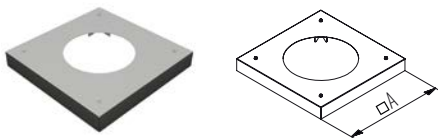


Roof Flashing Ridge 30° - 50° / ISO-block					Old Code MFIBPN*	
Ø	100	130	150	180	200	250
SAP Code	*On request only					

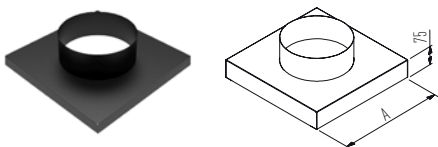
ISO Block Components



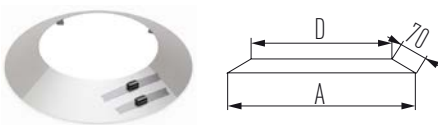
Ventilation Plate for MFIBBH					Old Code MFIBVH	
Ø	100	130	150	180	200	250
A	330	375	415	415	480	480
SAP Code		162420	162421	162422	162423	



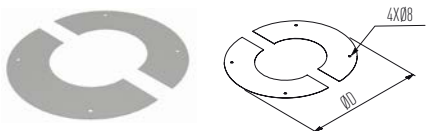
Ventilation plate for MFIBBL					Old Code MFIBVL	
Ø	100	130	150	180	200	250
A	330	375	375	455	425	425
SAP Code		162426	162427	162428	162429	



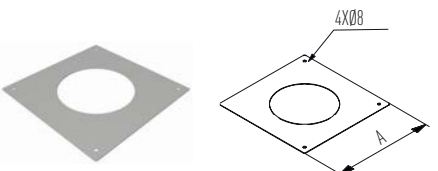
Rain Retaining Ventilation Plate (black)					Old Code MFIBVR	
Ø	100	130	150	180	200	250
A	370	415	455	455	520	520
SAP Code		162445	162446	162447	162448	162449



Storm Collar ISO-block					Old Code MFIBS	
Ø	100	130	150	180	200	250
A	150	180	200	230	250	300
D	280	320	360	360	430	430
SAP Code		162414	162415	162416	162417	162418

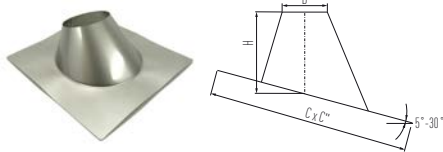


Rosette 2 parts ISO-block					Old Code MFIBR 2	
Ø	100	130	150	180	200	250
D	350	380	400	430	450	500
SAP Code		162405	162406	162407	162408	162409

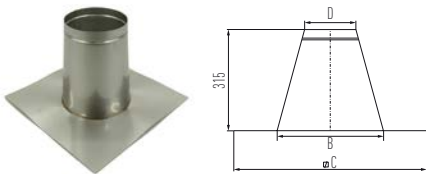


Square Finish, High Block					Old Code MFIBAPH	
Ø	100	130	150	180	200	250
A	270	315	355	355	420	420
SAP Code		162316	162317	162318	162319	162320

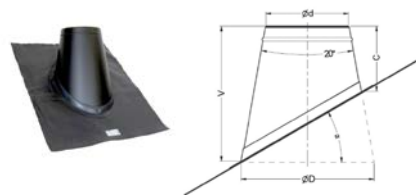
Flashings



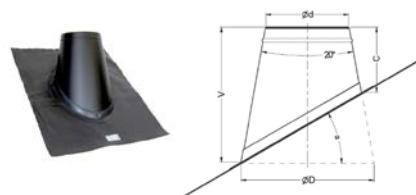
Slope Roof Flashing 5° - 30°											Old Code MFDH	
Ø	100	130	150	180	200	250	300	350	400	450	500	600
D	155	185	205	235	255	305	355	405	455	530	580	680
C	520	550	575	605	630	685	740	795	850	935	990	1100
C"	500	530	550	580	600	655	705	760	810	890	940	1045
H	155	160	160	165	170	175	185	195	200	215	220	235
SAP Code	164904	162212	162213	162214	162215	162216	162217	162218	162219	162220	162221	162222



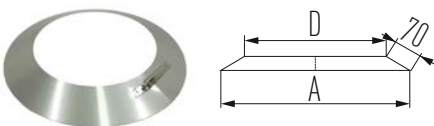
Flat Roof Flashing											Old Code MFDP	
Ø	100	130	150	180	200	250	300	350	400	450	500	600
D	160	190	210	240	260	310	360	410	460	535	585	685
B	200	230	250	280	300	350	400	450	500	575	626	725
C	440	470	490	520	540	590	640	690	740	815	865	965
SAP Code	162237	162238	162239	162240	162241	162242	162243	162244	162245	162246	162247	162248



26°-35° Roof flashing - Wakaflex / matt and black cone							
Int	100	130	150/180	200	250	300	350
Ø d mm	165	200	250	300	320	370	450
Ø D mm	292	335	396	457	482	543	641
A	709	754	818	882	908	972	1075
B	664	703	758	813	835	890	978
SAP Matt Cone	175269	175270	175271	175272	175273	175275	175277
SAP Black Cone	149002	149003	149004	149005	149006	149008	149010

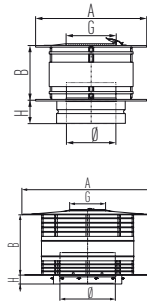


36°-45° Roof flashing - Wakaflex / matt and black cone							
Int	100	130	150/180	200	250	300	350
Ø d mm	165	200	250	300	320	370	450
Ø D mm	320	367	435	502	529	596	704
A	767	821	897	974	1004	1081	1204
B	675	715	773	831	853	911	1002
SAP Matt Cone	175278	175279	175280	175281	175282	175284	175286
SAP Black Cone	149020	149021	149022	149023	149024	149026	149028

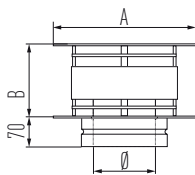


Storm Collar											Old Code MFS	
Ø	100	130	150	180	200	250	300	350	400	450	500	600
A	275	305	325	355	375	425	475	525	575	650	700	800
D	150	180	200	230	250	300	350	400	450	525	575	675
SAP Code	162639	162640	162641	162642	162643	162644	162645	162646	162647	162648	162649	162650

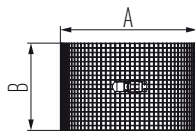
Terminals



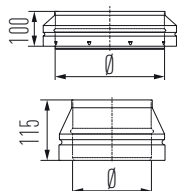
Anti Downdraught Terminal											Old Code MFKR	
Ø	100	130	150	180	200	250	300	350	400	450	500	600
A	220	285	330	395	440	550	660	770	880	890	990	1190
B	110	145	165	200	220	275	330	385	440	435	490	590
H	70	70	70	70	70	70	70	70	70	65	65	65
G	100	120	150	180	200	250	250	250	250	250	250	250
SAP Code	162469	162470	162471	162472	162473	162474	162475	162476	162477	162478	162479	162480



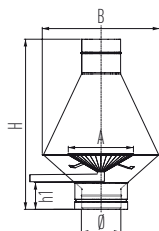
Anti Downdraught Terminal											Old Code MFK	
Ø	100	130	150	180	200	250	300	350	400			
A	220	285	330	395	440	550	660	770	880			
B	110	145	165	200	220	275	330	385	440			
SAP Code	162455	162456	162457	162458	162459	162460	162461	162462	162463			



Spark Arrester Mesh					Old Code MFVV		
Ø		130	150	180	200		
B		208	240	288	337		
D		136	160	192	215		
SAP Code		164988	164989	164990	164991		

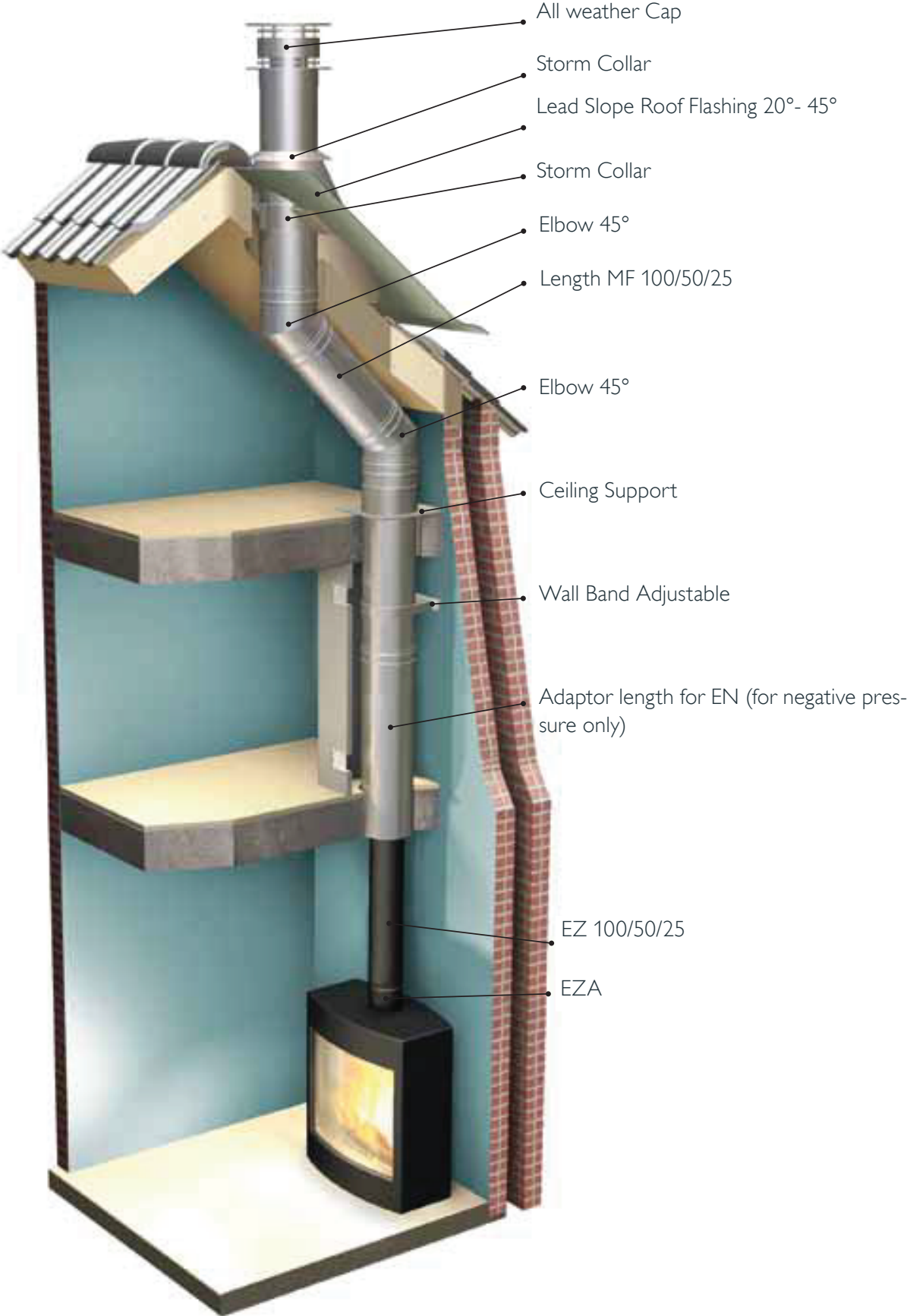


Top Stub											Old Code MFMA	
Ø	100	130	150	180	200	250	300	350	400	450	500	600
H	115	115	115	115	115	115	115	115	115	100	100	100
SAP Code	162505	162506	162507	162508	162509	162510	162511	162512	162513	162514	162515	162516

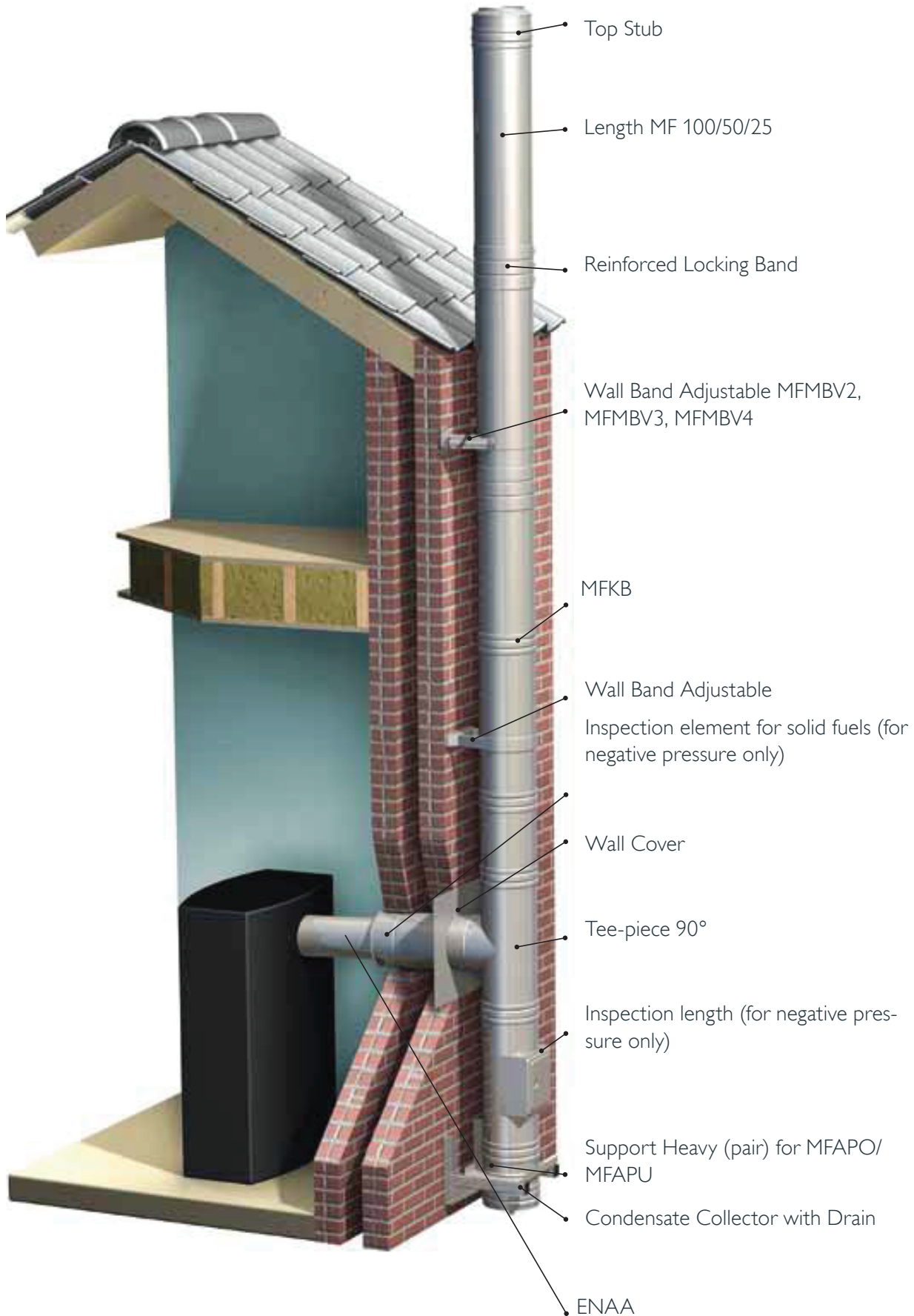


Cowl with Drain											Old Code MFDF	
Ø	100	130	150	180	200	250	300	350	400	450	500	600
A	210	230	250	280	300	350	400	450	500	550	600	700
B	360	415	450	510	535	625	710	790	890	975	1060	1235
H	575	600	620	665	675	790	800	850	905	1055	1105	1175
h1	125	130	130	130	130	130	130	135	135	150	150	150
SAP Code	165128	165963	165964	165129	165965	165966	165130	165967	165968	165969	165970	165971

Typical Installation



Typical Installation



Typical Installation





SCHIEDEL

Schiedel Chimney Systems
Crowther Estate
Washington
Tyne & Wear NE38 0AQ
Tel. +44 (0)191 416 1150
Fax. +44 (0)191 415 1263

sales.uk@schiedel.com

SCHIEDEL INSTALLER REWARDS

Exciting news from Schiedel Chimney Systems!
Whenever you register an installation with our
easy to use, online guarantee registration portal,
you will now accrue points based on the number
of installations and installation type to redeem for
Love2Shop vouchers!



Follow us on Social Media @SchiedelUK



A stañdard
INDUSTRIES COMPANY