



Garden 950/1200 top ring (complete)





See how the Garden Fireplace looks like in your garden before you buy!


Simply point and see – it’s as simple as that with our new AR Outdoor Fireplace Designer. You can see what our best selling Garden Fireplace looks like in your outdoor area to allow you use your imagination when designing your garden.





 [Garden Fireplace brochure](#) [Download](#)


 [Garden Fireplace 500 installation instructions](#) [Download](#)

 [Garden Fireplace 950 installation instructions](#) [Download](#)

 [Garden Fireplace 1200 installation instructions](#) [Download](#)

 [Garden Fireplace \(small\) drawing](#) [Download](#)

 [Garden Fireplace \(medium\) drawing](#) [Download](#)

 [Garden Fireplace \(large\) drawing](#) [Download](#)