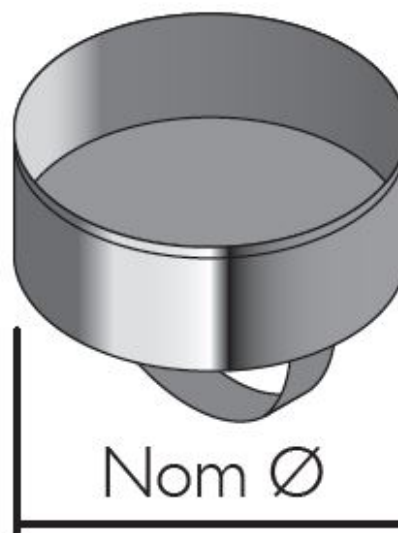




## Tee Plug - Prima Plus



This item is used together with a tee on dry, negative pressure applications in order to provide inspection or cleaning access in a system.

- Provides access to the system for cleaning and maintenance purposes

## VARIATIONS

SKU	Int mm	Colour	Price
106594	080	Plain	
106595	100	Plain	
106598	130	Plain	
106600	150	Plain	
106602	180	Plain	
106603	200	Plain	
106604	230	Plain	
106605	250	Plain	
106606	300	Plain	

## PRODUCT DESCRIPTION

Prima Plus is a high quality 316L stainless steel single wall flue system with a wall thickness of 0.6mm.

It is designed for use on gas and oil burning stoves and boilers with continuous operating temperatures up to 450°C and short firing up to 600°C. With the addition of a gasket to the joint, Prima Plus is designed for condensing gas and oil appliances with positive pressures up to 200Pa, continuous operating temperatures up to 160°C and short firing up to 200°C.



There are three possible applications:

1. **Connecting Flue Pipe** - Prima Plus may be used as the connecting flue pipe between an appliance and the main chimney system. Where used in a horizontal run there must be a fall of at least 3° to allow evacuation of condensates.
2. **Chimney Liner** - Prima Plus may be used as an alternative to flexible stainless steel liners in order to re-line an existing chimney.
3. **System Chimney** - Prima Plus may be used as a system chimney internally, if installed inside a suitable shaft or externally on runs of up to 3m.





Prima Plus is designed for use on solid fuel, gas and oil burning appliances with continuous operating temperatures of up to 600°C. With the addition of a lip seal gasket to the joint, Prima Plus may be adapted for use on condensing gas and oil appliances with positive pressure of up to 200Pa and continuous operating temperatures of up to 200°C.

For larger commercial and industrial applications of Prima Plus in diameters 350-700mm, please contact us.

	Prima Plus	Prima Plus with Lip Seal
Fuel	Gas, Oil, Wood, Solid Fuel	Gas, Oil
Continuous Firing (Connecting Flue Pipe & Chimney Liner)	600°C (T600)	200°C (T200)
Continuous Firing (System Chimney)	450°C (T450)	200°C (T200)
Soot Fire Resistance	Yes (G)	No (O)
Mode of Operation	N1	P1
Pressure Rating	40Pa	200Pa
Wall Thickness		0.6mm
Material	316L : 1.4404 : X2CrNiMo 17-12-2	



For stove and chimney installers – whenever you register an installation with our easy to use, online guarantee registration portal, you will now accrue points based on the number of installations and installation type. So start to register your installations, taking full advantage of our Lifetime Guarantee on Flex and ICID, as well as guarantees on all our other ranges, and to start earning points

 <a href="#">Prima Plus brochure</a> <a href="#">Download</a>	 <a href="#">Prima Plus installation instructions</a> <a href="#">Download</a>	 <a href="#">Prima Plus DOPs and certificates</a> <a href="#">Download</a>
 <a href="#">Prima Plus DOPs and certificates</a> <a href="#">Download</a>		

**Prima Plus is CE Certified for the following applications:-**

Connecting Flue Pipe -EN1856-2TÜV 0036 CPR 9195 017



**SCHIEDEL CHIMNEY SYSTEMS LTD.**  
**PRODUCT TECHNICAL DATA SHEET**



Chimney Liner – EN1856-2 TÜV 0036 CPR 9195 019  
System Chimney – EN1856-1 TÜV 0036 CPR 9195 018

**CE Designations are as follows:-**

**Connecting Flue Pipe**

High Temperature Applications T600 N1 W V2 L50060 G400 M\*  
Low Temperature Applications T200 P1 W V2 L50060 O200 M\* and T200 N1 W V2 L50060 O200 M\*

**Chimney Liner**

High Temperature Applications T600 N1 W V2 L50060 G  
Low Temperature Applications T200 P1 W V2 L50060 O

**System Chimney**

High Temperature Applications T450 N1 W V2 L50060 G50\*\* and T450 N1 D V2 L50060 G50\*\*\*  
Low Temperature Applications T200 P1 W V2 L50060 O200

\* M stands for measured distance to combustibles on a connecting flue pipe application in the range of diameters Ø150-Ø200  
For other diameters in the range the following distances should be used: Ø80-125 = 375mm, Ø130 = 390mm

\*\* Used internally inside a non combustible shaft

\*\*\* Insulated and used internally inside a suitable enclosure



**FREE Access to advanced CAD modelling files.**

Please visit our external BIM (Business Information Modelling) for access to advanced modelling files in a number of formats.  
Please note that you will have to register and login for access to the files.

**[Click here to access our BIM files.](#)**

**A useful app with guides on installation as well as step-by-step video guides.**

This app was designed for installers to have all the information they require in a few quick clicks. This makes it easier for installers rather than having to carry paperwork during the installation process with video breakdowns of each stage of the installation process.

Download the iPhone and iPad version in the App Store and Android version in the Google Play Store.

