





## Viton Gasket



The Viton lip seal gasket can be added to standard ICS25 components (Pipe, Tees, Elbows, Top Plates, and Terminals) to convert the components for use on Wet Positive pressure (P1) applications. The Viton seal is suitable for use on both Gas and Oil applications.

## VARIATIONS

SKU	Int mm	Colour	Price
124919	100	Plain	
125721	130	Plain	
119577	150	Plain	
119575	180	Plain	
127653	200	Plain	
128521	250	Plain	
129009	300	Plain	

## PRODUCT DESCRIPTION

Prima Plus is a high quality 316L stainless steel single wall flue system with a wall thickness of 0.6mm. It is designed for use on gas and oil burning stoves and boilers with continuous operating temperatures up to 450°C and short firing up to 600°C.





With the addition of a gasket to the joint, Prima Plus is designed for fluing condensing gas and oil appliances with positive pressures up to 200Pa, continuous operating temperatures up to 160°C and short firing up to 200°C.



For stove and chimney installers – whenever you register an installation with our easy



to use, online guarantee registration portal, you will now accrue points based on the number of installations and installation type. So start to register your installations, taking full advantage of our Lifetime Guarantee on Flex and ICID, as well as guarantees on all our other ranges, and to start earning points

 <p><a href="#">Prima Plus brochure</a> <a href="#">Download</a></p>	 <p><a href="#">Prima Plus installation instructions</a> <a href="#">Download</a></p>	 <p><a href="#">Prima Plus DOPs and certificates</a> <a href="#">Download</a></p>
 <p><a href="#">Prima Plus DOPs and certificates</a> <a href="#">Download</a></p>	<p><b>Prima Plus is CE Certified for the following applications:-</b></p> <p>Connecting Flue Pipe -EN1856-2TÜV 0036 CPR 9195 017          Chimney Liner – EN1856-2 TÜV 0036 CPR 9195 019          System Chimney – EN1856-1 TÜV 0036 CPR 9195 018</p>	

**CE Designations are as follows:-**

**Connecting Flue Pipe**

High Temperature Applications T600 N1 W V2 L50060 G400 M\*  
 Low Temperature Applications T200 P1 W V2 L50060 O200 M\* and T200 N1 W V2 L50060 O200 M\*

**Chimney Liner**

High Temperature Applications T600 N1 W V2 L50060 G  
 Low Temperature Applications T200 P1 W V2 L50060 O

**System Chimney**

High Temperature Applications T450 N1 W V2 L50060 G50\*\* and T450 N1 D V2 L50060 G50\*\*\*  
 Low Temperature Applications T200 P1 W V2 L50060 O200

\* M stands for measured distance to combustibles on a connecting flue pipe application in the range of diameters Ø150-Ø200  
 For other diameters in the range the following distances should be used: Ø80-125 =375mm, Ø130 = 390mm  
 \*\* Used internally inside a non combustible shaft  
 \*\*\* Insulated and used internally inside a suitable enclosure



**FREE Access to advanced CAD modelling files.**

Please visit our external BIM (Business Information Modelling) for access to advanced modelling files in a number of formats. Please note that you will have to register and login for access to the files.

**[Click here to access our BIM files.](#)**



**A useful app with guides on installation as well as step-by-step video guides.**

This app was designed for installers to have all the information they require in a few quick clicks. This makes it easier for installers rather than having to carry paperwork during the installation process with video breakdowns of each stage of the installation process.

Download the iPhone and iPad version in the App Store and Android version in the Google Play Store.

